

SONY



LMD-X2710MD

4K 27-inch Surgical LCD Monitor



High quality 4K Medical Monitor with extensive inputs to support the evolving surgical system of 4K/HD and HDR

- Wide Color Gamut complying with BT.2020
- HDR Gamma support (Hybrid Log-Gamma)
- 12G/3G/HD/SD-SDI inputs
- Variety of display modes (side by side, PinP, POP)
- Easy to clean ergonomic design



SUPERB PICTURE QUALITY

4K Ultra HD Resolution

4K resolution on a 27-inch (3840 x 2160)* screen offers high picture quality.

* The 27-inch (684-mm) screen is measured diagonally.



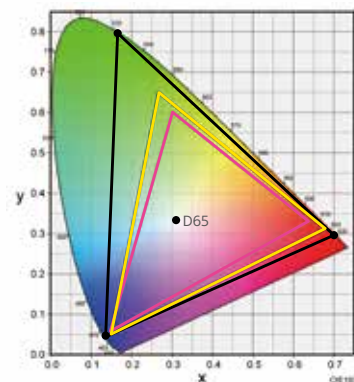
HD/SD to 4K Upscaling

Thanks to Sony's unique upscaling technology, LMD-X2710MD provides a natural, sharp 4K view when upscaling HD/SD images to 4K.

Wide Color Gamut

The LCD panel and signal processing technology provide a wide color gamut which complies with ITU-R Recommendation BT.2020.

- ITU-R BT.2020
- LMD-X2710MD
- ITU-R BT.709



HDR Gamma Support

HDR (high dynamic range) enables the display of images with a wider range of brightness levels, greater contrast and also rich colors. The LMD-X2710MD offers HLG (Hybrid Log-Gamma) for supporting HDR.



SDR



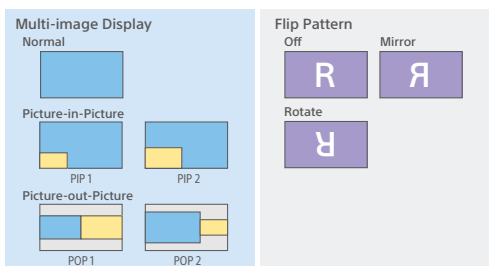
HDR

*Simulated image

INTUITIVE OPERATION

Variety of Display Modes

The LMD-X2710MD can display images from multiple sources quickly from the menu in a variety of display modes; side-by-side, picture-in-picture (PIP) and picture-out-picture (POP). Also flip patterns (mirror and flip rotation) can be selected easily by pressing buttons.



Easy-to-use Control Panel with LED Lighting Navigation

Operation is simple with intuitive, easy-to-use control panel. The LED backlighting navigation is useful, especially in dark environments. In addition, three custom buttons are available to assign user's preferred functions.

Auto Signal-Detect and Fail-Safe Modes

Two modes for auto input selection are provided. Mode 1 is to accept input automatically, without any requirement to select the input. Mode 2 is for failsafe operation; the monitor can switch to a backup input automatically by detecting no signal input. This is particularly useful if input signals are accidentally interrupted.

EASY INSTALLATION

Installation-Friendly Cabling

All the connectors face downwards, allowing for easy and organized cable connection. The cables can also be pulled in both upward and downward directions, to suit your various installation needs. Single cable of 12G-SDI makes it far easier to handle.



Installation Flexibility via Direct AC Input or AC Adaptor

To suit different installation environments, two types of power supply are available: AC input and DC input using an AC adaptor.

* The AC-300MD AC adaptor is sold separately.

VESA Mounting

The VESA-mounting standard (100 x 100 mm) enables these devices to be used in a variety of medical installations including cart or boom-mounted articulating arms.

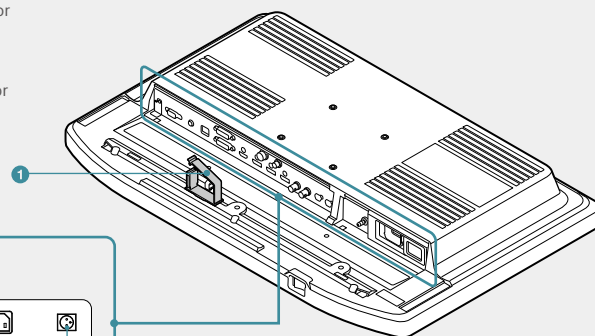
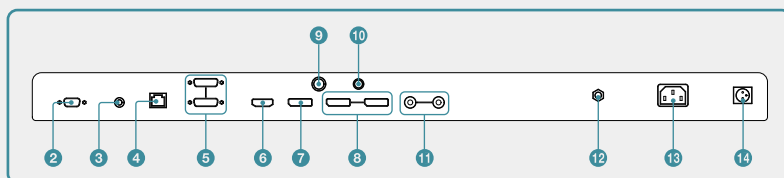
Compact Design and Easy Cleaning

The narrow bezel achieves a wider display area, even within the compact body. The monitor's slim and easy-to-hold design facilitates simple user adjustment of the monitor position. The edge-to-edge flat surface is helpful to easily wipe off liquids and gels from the LCD panel and control buttons, facilitating cleanliness and disinfection.

Various inputs and outputs

Various inputs and outputs are available to meet a wide variety of user needs; DP, HDMI, DVI, 12G/3G/HD/SD-SDI

- 1 Cable clamp
- 2 SERIAL REMOTE RS-232C connector (D-sub 9-pin, female)
- 3 REMOTE connector (Stereo mini jack)
- 4 SERIAL REMOTE connector (RJ-45)
- 5 DVI-D input/output connector (DVI-D)
- 6 HDMI input connector
- 7 DP1 (Display Port 1) input connector
- 8 DP2 (Display Port 2) input/output connector
- 9 12 V 2.5 A (DC output) connector
- 10 5 V 2.0 A (DC output) connector
- 11 12G/3G/HD/SD-SDI input/output connector (BNC-type)
- 12 Equipotential terminal
- 13 AC input connector
- 14 DC input connector



Specifications

| LMD-X2710MD | |
|--------------------------------------|---|
| Picture Performance | |
| LCD Panel | a-Si TFT Active Matrix LCD |
| Picture Size (Diagonal) | 684 mm (26.93 inches) |
| Effective Picture Size | 596.2 x 335.3 mm (23 1/2 x 13 1/4 inches) |
| Pixel pitch | 0.15525 x 0.15525 mm |
| Resolution | 3840 x 2160 pixels |
| Aspect Ratio | 16:9 |
| Pixel Efficiency | 99.99% |
| Backlight | LED |
| Luminance (Panel Specification) | 800 cd/m ² (typical) |
| Contrast Ratio | 1000:1 |
| Colors | Approx.1.07 billion colors |
| Viewing Angle (Panel Specification) | 89°/89°/89°/89° (typical) (up/down/left/right, contrast > 10:1) |
| Gamma | 1.8, 2.0, 2.2, 2.4, 2.6, DICOM, HLG |
| Input | |
| HDMI Input | HDMI connector (x1), HDCP1.4 correspondence |
| DVI-D Input | DVI-D connector (x1), TMDS single link |
| SDI Input | 12G/3G/HD/SD-SDI connector, BNC type (x1) |
| Display Port | Display Port connector (x2), 1.2, SST, HDCP1.3 correspondence |
| Serial Remote (LAN) | D-sub 9-pin (RS-232C) (x1), RJ-45 modular connector (ETHERNET) (x1) |
| Remote | Stereo mini jack (x1) |
| AC input | AC input connector (x1), 100 V to 240 V, 50/60 Hz |
| DC Input | DC input connector (x1), DC 26 V |
| Output | |
| DVI-D Output | DVI-D connector (x1) |
| SDI Output | 12G/3G/HD/SD-SDI connector, BNC type (x1) |
| Display Port Output | Display Port connector (x1) |
| DC 5 V / 12 V Output | 5 V Output (x1) up to 2 A, Round type pin (female) (x1) |
| | 12 V Output (x1) up to 2.5 A, Round type pin (female) (x1) |
| General | |
| Power Requirements | AC IN: 100 V - 240 V, 50/60 Hz, 1.5 A - 0.7 A |
| | DC IN: 26 V, 5.2 A (Supplied from AC adaptor) |
| Power Consumption | Approx. 149 W (max.) |
| Operating Temperature | 0°C to 35°C (32°F to 95°F) |
| Operating Humidity | 30% to 85% (no condensation allowed) |
| Storage/Transport Temperature | -20°C to +60°C (-4°F to +140°F) |
| Storage/Transport Humidity | 20% to 90% |
| Operating/Storage/Transport Pressure | 700 hPa to 1060 hPa |
| Dimensions (W x H x D) | 658.8 x 426.8 x 80 mm (26 x 16 7/8 x 3 1/4 inches) |
| | 658.8 x 508.6 x 319 mm (26 x 20 1/8 x 12 5/8 inches) (with SU-600 optional stand) |
| Mass | Approx. 9.2 Kg (Approx. 20 lb 4.5 oz) (when the optional stand is not installed) |
| Mounting | 100 x 100 mm VESA |
| Supplied Accessories | AC plug holder (x2) |
| | Before Using This Unit (x1) |
| | CD-ROM (including the Instructions for Use) (x1) |
| | Service Contact List (x1) |
| Optional Accessories | AC adaptor AC-300MD |
| | Monitor stand SU-600MD |
| | Foot Switch FS-24 |

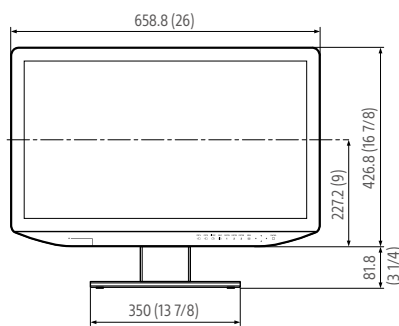
These products are distributed to US and EU as medical devices. They satisfy product safety standards (e.g. IEC 60601-1). For more details, please contact your nearest Sony sales office or an authorized dealer.

Distributed by

Dimensions

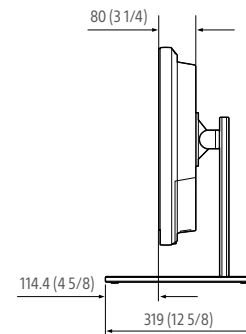
Front

When an optional stand SU-600MD is attached

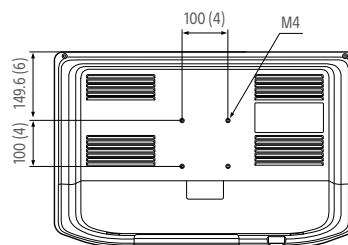


Side

When an optional stand SU-600MD is attached




Rear (VESA Mount Instruction)



Unit: mm (inches)


Optional Accessories



AC-300MD
AC Adaptor



SU-600MD
Monitor Stand



FS-24
Foot Switch

©2022 Sony Corporation. All rights reserved. Reproduction in whole or in part without written permission is prohibited. Features, design, and specifications are subject to change without notice. The values for mass and dimension are approximate. Some images in this document are simulated. "SONY" is a registered trademark of Sony Corporation. "NUCLEUS", "A.I.M.E." and "BRAVIA" are trademarks of Sony Corporation. All other trademarks are the property of their respective owners. Please visit Sony's professional website or contact your Sony representative for specific models available in your region.